




New Vehicle Sales and Exports July 2023



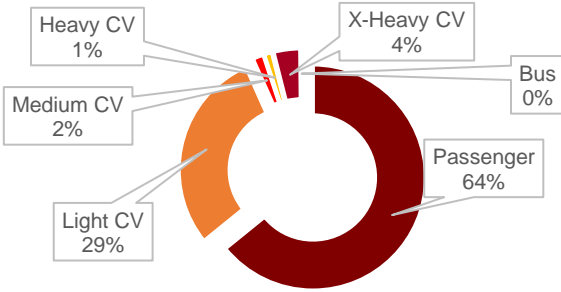
There were **43 389** vehicles sold in **July 2023**



That's **1,3% more** than **July 2022**

The **43 389** vehicles sold in **July 2023** is **3,411 less** than the prior month and **567 more** than the same month last year.

Total Vehicle Sales by Category



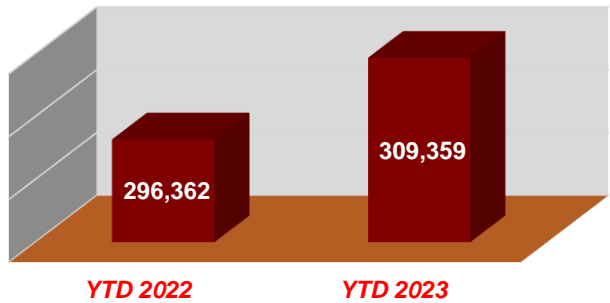
Passenger vehicle sales accounted for **64% (27 839)** of total sales



Light Commercial Vehicle sales accounted for **29% (12 666)** of total sales

Year to date vehicle sales in South Africa is **up 4,4%** when compared to the same period last year.

Year to date Vehicle Sales in South Africa



TOP 5 SELLING BRANDS

- | | | |
|----------------------------------|----------------------------------|-------------------------------|
| 1 Toyota
10 812 | 3 Suzuki
4 361 | 5 Ford
2 500 |
| 2 VW
5 797 | 4 Hyundai
2 878 | |

TOP 5 EXPORTS

- | | | |
|-------------------------------|--|------------------------------|
| 1 VW
10 326 | 3 Toyota
7 437 | 5 BMW
3 500 |
| 2 Ford
7 686 | 4 Mercedes Benz
6 696 | |

There were **37 064** vehicles exported in **July 2023**. This is **11 896 more** than the same month last year.