




# New Vehicle Sales and Exports October 2021



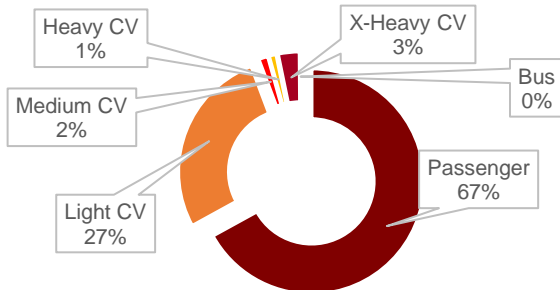
There were **41 305** vehicles sold in **October 2021**



That's **6,1%** more than **October 2020**

The **41 305** vehicles sold in **October 2021** is **2 111 less** than the prior month and **2 341 more** than the same month last year.

## Total Vehicle Sales by Category



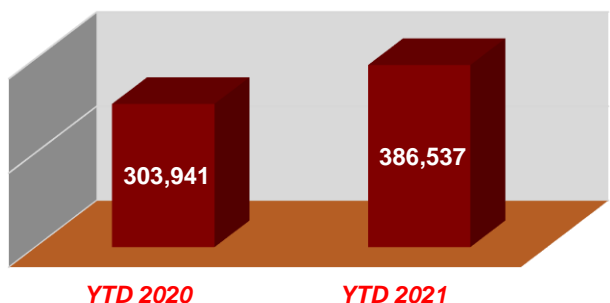
Passenger vehicle sales accounted for **67% (27 496)** of total sales



Light Commercial Vehicle sales accounted for **27% (11 188)** of total sales

Year to date vehicle sales in South Africa is **up 27,2%** when compared to the same period last year.

## Year to date Vehicle Sales in South Africa



## TOP 5 SELLING BRANDS

- |                                 |                                  |                                 |
|---------------------------------|----------------------------------|---------------------------------|
| <b>1</b> <b>Toyota</b><br>9 928 | <b>3</b> <b>Nissan</b><br>3 059  | <b>5</b> <b>Suzuki</b><br>2 593 |
| <b>2</b> <b>VW</b><br>5 975     | <b>4</b> <b>Hyundai</b><br>2 804 |                                 |

## TOP 5 EXPORTS

- |                                 |                               |                               |
|---------------------------------|-------------------------------|-------------------------------|
| <b>1</b> <b>VW</b><br>6 853     | <b>3</b> <b>Ford</b><br>5 026 | <b>5</b> <b>Nissan</b><br>688 |
| <b>2</b> <b>Toyota</b><br>5 509 | <b>4</b> <b>BMW</b><br>4 300  |                               |

There were **23 685** vehicles exported in **October 2021**. This is **10 159 less** than the same month last year.