




New Vehicle Sales and Exports October 2020



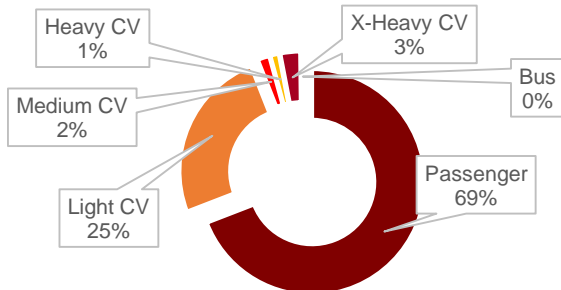
There were **38 752** vehicles sold in **October 2020**



That's **25,4% less** than the **51 968** vehicles sold in **October 2019**

The **38 752** vehicles sold in **October 2020** is **1 516 more** than the prior month and **13 216 less** than the same month last year.

Total Vehicle Sales by Category




Passenger vehicle sales accounted for **69% (26 793)** of total sales, **25.4% less** than the same month last year



Light Commercial Vehicle sales accounted for **25% (9 644)** of total sales, **27.8% less** than the same month last year

Year to date vehicle sales in South Africa is **down 32.5%** when compared to the same period last year.

Year to date Vehicle Sales in South Africa



TOP 5 SELLING BRANDS

- | | | |
|---------------------------------|----------------------------------|---------------------------------|
| 1 Toyota
9 179 | 3 Ford
3 738 | 5 Nissan
2 569 |
| 2 VW
6 365 | 4 Hyundai
2 781 | |

TOP 5 EXPORTS

- | | | |
|---------------------------------|--|------------------------------|
| 1 VW
9 136 | 3 Mercedes-Benz
6 205 | 5 BMW
5 100 |
| 2 Toyota
6 638 | 4 Ford
5 538 | |

There were **33 474** vehicles exported in **October 2020**. This is **18.9% less** than the same month last year.