




New Vehicle Sales and Exports November 2020



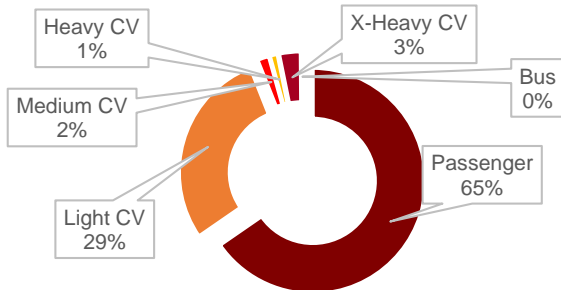
There were **39 315** vehicles sold in **November 2020**



That's **12% less** than the **44 670** vehicles sold in **November 2019**

The **39 315** vehicles sold in **November 2020** is **605 more** than the prior month and **5 355 less** than the same month last year.

Total Vehicle Sales by Category




Passenger vehicle sales accounted for **65% (25 707)** of total sales, **18.1% less** than the same month last year



Light Commercial Vehicle sales accounted for **29% (11 243)** of total sales, **5.3% more** than the same month last year

Year to date vehicle sales in South Africa is **down 30.6%** when compared to the same period last year.

Year to date Vehicle Sales in South Africa



TOP 5 SELLING BRANDS

- | | | |
|---------------------------------|---------------------------------|----------------------------------|
| 1 Toyota
9 441 | 3 Ford
3 895 | 5 Hyundai
2 609 |
| 2 VW
6 950 | 4 Nissan
2 744 | |

TOP 5 EXPORTS

- | | | |
|-------------------------------|--|------------------------------|
| 1 VW
8 233 | 3 Toyota
5 934 | 5 BMW
4 600 |
| 2 Ford
7 076 | 4 Mercedes-Benz
5 505 | |

There were **31 966** vehicles exported in **November 2020**. This is **7.6% less** than the same month last year.