




New Vehicle Sales and Exports May 2021



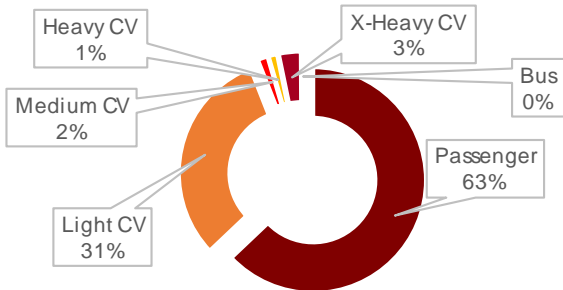
There were **38 337** vehicles sold in **May 2021**



That's **25 463 more** than **May 2020** when there was a Covid lockdown in place

The **38 337** vehicles sold in **May 2021** is **2 721 more** than the prior month and **25 463 more** than the same month last year.

Total Vehicle Sales by Category



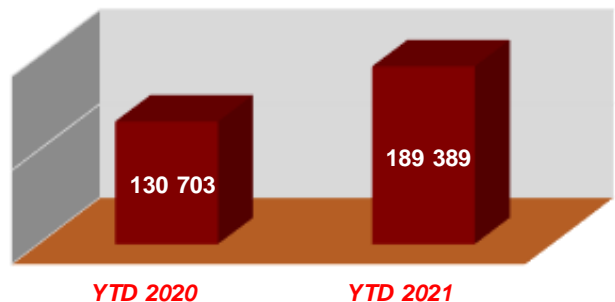
Passenger vehicle sales accounted for **63% (24 122)** of total sales



Light Commercial Vehicle sales accounted for **31% (11 930)** of total sales

Year to date vehicle sales in South Africa is **up 44,9%** when compared to the same period last year.
(Skewed by the low sales in May 2020)

Year to date Vehicle Sales in South Africa



TOP 5 SELLING BRANDS

- | | | |
|--------------------------|---------------------------|--------------------------|
| 1 Toyota
9 882 | 3 Ford
2 910 | 5 Suzuki
2 034 |
| 2 VW
5 579 | 4 Hyundai
2 836 | |

TOP 5 EXPORTS

- | | | |
|-------------------------|---------------------------------|-----------------------|
| 1 Ford
10 208 | 3 Mercedes-Benz
5 805 | 5 BMW
4 100 |
| 2 VW
9 099 | 4 Toyota
5 243 | |

There were **35 326** vehicles exported in **May 2021**. This is **23 425 more** than the same month last year.