




New Vehicle Sales and Exports June 2021



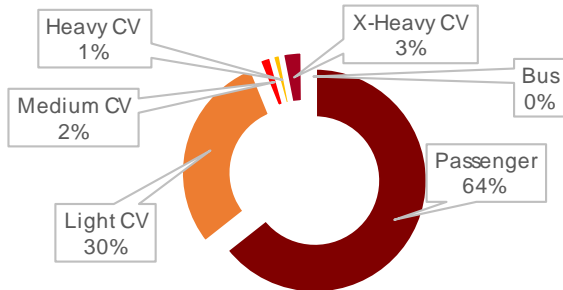
There were **38 030** vehicles sold in **June 2021**



That's **20.2% more** than **June 2020**

The **38 030** vehicles sold in **June 2021** is **290 less** than the prior month and **6 387 more** than the same month last year.

Total Vehicle Sales by Category



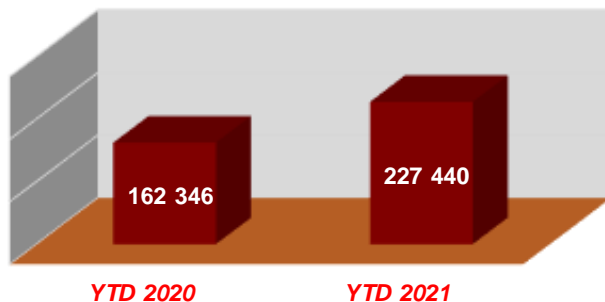
Passenger vehicle sales accounted for **64% (24 482)** of total sales



Light Commercial Vehicle sales accounted for **30% (11 208)** of total sales

Year to date vehicle sales in South Africa is **up 40,1%** when compared to the same period last year.
(Skewed by the low sales in June 2020)

Year to date Vehicle Sales in South Africa



TOP 5 SELLING BRANDS

- | | | |
|--------------------------|---------------------------|--------------------------|
| 1 Toyota
9 630 | 3 Ford
3 273 | 5 Nissan
2 120 |
| 2 VW
5 530 | 4 Hyundai
2 450 | |

TOP 5 EXPORTS

- | | | |
|--------------------------|------------------------|---------------------------------|
| 1 Toyota
7 497 | 3 BMW
5 967 | 5 Mercedes-Benz
1 203 |
| 2 VW
7 188 | 4 Ford
5 793 | |

There were **28 384** vehicles exported in **June 2021**. This is **9 576 more** than the same month last year.