




New Vehicle Sales and Exports July 2021



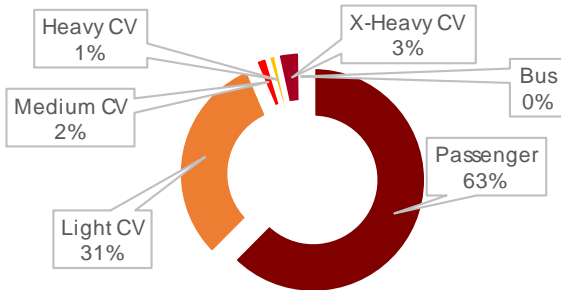
There were **32 949** vehicles sold in **July 2021**



That's **1,7% more** than **July 2020**

The **32 949** vehicles sold in **July 2021** is **5,182 less** than the prior month and **544 more** than the same month last year.

Total Vehicle Sales by Category



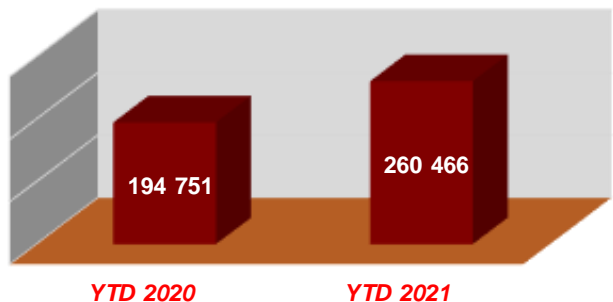
Passenger vehicle sales accounted for **63% (20 575)** of total sales



Light Commercial Vehicle sales accounted for **31% (10 266)** of total sales

Year to date vehicle sales in South Africa is **up 33,7%** when compared to the same period last year.
(Skewed by the low sales in July 2020)

Year to date Vehicle Sales in South Africa



TOP 5 SELLING BRANDS

- | | | |
|--------------------------|---------------------------|--------------------------|
| 1 Toyota
8 320 | 3 Hyundai
2 698 | 5 Nissan
2 354 |
| 2 VW
5 078 | 4 Ford
2 360 | |

TOP 5 EXPORTS

- | | | |
|------------------------|--------------------------|-----------------------|
| 1 BMW
5 000 | 3 Toyota
3 775 | 5 Isuzu
306 |
| 2 Ford
4 308 | 4 VW
3 269 | |

There were **16 931** vehicles exported in **July 2021**. This is **8 381 less** than the same month last year.