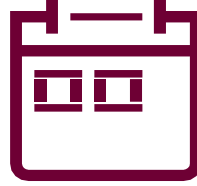




New Vehicle Sales and Exports January 2021



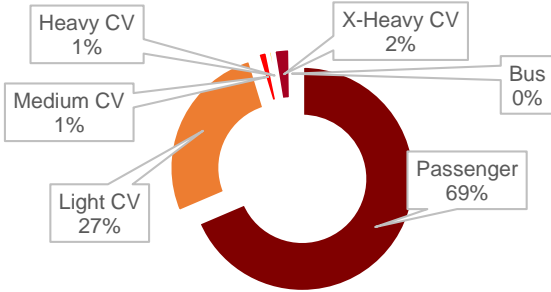
There were **34 784** vehicles sold in **January 2021**



That's **13,9% less** than the **40 413** vehicles sold in **January 2020**

The **34 784** vehicles sold in **January 2021** is **2 466 less** than the prior month and **5 629 less** than the same month last year.

Total Vehicle Sales by Category



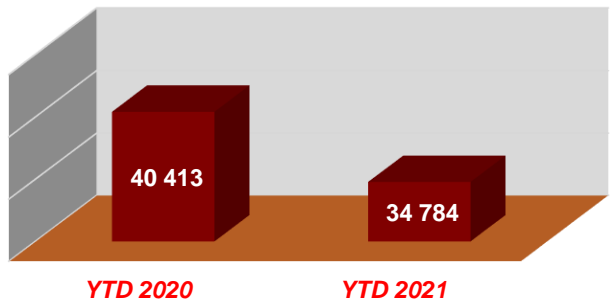
Passenger vehicle sales accounted for **69% (23 853)** of total sales, **18% less** than the same month last year



Light Commercial Vehicle sales accounted for **27% (9 301)** of total sales, **4,9% less** than the same month last year

Year to date vehicle sales in South Africa is **down 13,9%** when compared to the same period last year.

Year to date Vehicle Sales in South Africa



TOP 5 SELLING BRANDS

- | | | |
|---------------------------------|----------------------------------|---------------------------------|
| 1 Toyota
9 033 | 3 Ford
2 687 | 5 Nissan
2 038 |
| 2 VW
5 857 | 4 Hyundai
2 622 | |

TOP 5 EXPORTS

- | | | |
|--|---------------------------------|-------------------------------|
| 1 VW
6 942 | 3 BMW
4 700 | 5 Ford
1 958 |
| 2 Mercedes-Benz
5 205 | 4 Toyota
3 300 | |

There were **22 771** vehicles exported in **January 2021**. This is **39,7% more** than the same month last year.