




New Vehicle Sales and Exports December 2020



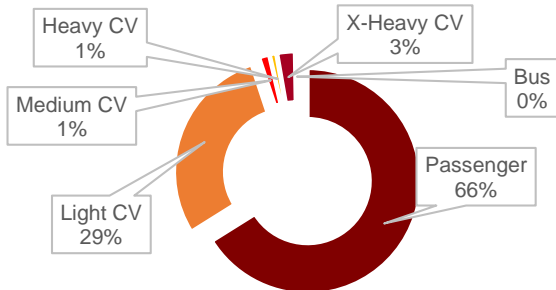
There were **37 493** vehicles sold in **December 2020**



That's **10,1% less** than the **41 683** vehicles sold in **December 2019**

The **37 493** vehicles sold in **December 2020** is **1 522 less** than the prior month and **4 190 less** than the same month last year.

Total Vehicle Sales by Category



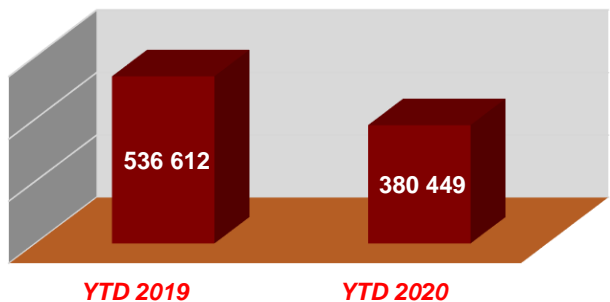
Passenger vehicle sales accounted for **66% (24 784)** of total sales, **14,4% less** than the same month last year



Light Commercial Vehicle sales accounted for **29% (10 801)** of total sales, **3,2% more** than the same month last year

Year to date vehicle sales in South Africa is **down 29,1%** when compared to the same period last year.

Year to date Vehicle Sales in South Africa



TOP 5 SELLING BRANDS

- | | | |
|----------------------------------|----------------------------------|---------------------------------|
| 1 Toyota
10 161 | 3 Ford
3 510 | 5 Nissan
2 094 |
| 2 VW
6 139 | 4 Hyundai
2 862 | |

TOP 5 EXPORTS

- | | | |
|--|---------------------------------|------------------------------|
| 1 Mercedes-Benz
4 705 | 3 VW
3 353 | 5 BMW
2 780 |
| 2 Ford
4 217 | 4 Toyota
3 001 | |

There were **18 479** vehicles exported in **December 2020**. This is **36,3% more** than the same month last year.