




New Vehicle Sales and Exports April 2021



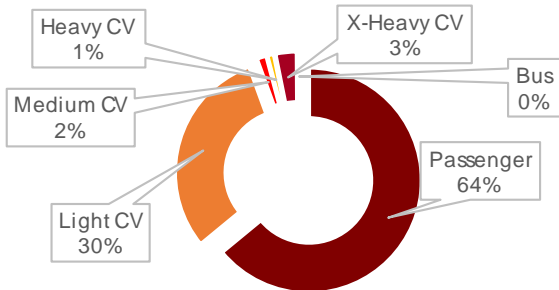
There were **35 779** vehicles sold in *April 2021*



That's **35 205** more than *April 2020* when there was a level 5 Covid lockdown in place

The **35 779** vehicles sold in *April 2021* is **7 649** less than the prior month and **35 205** more than the same month last year.

Total Vehicle Sales by Category



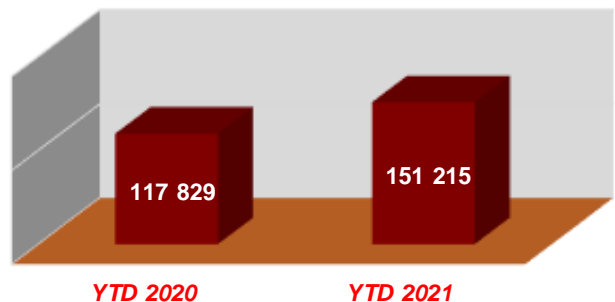
Passenger vehicle sales accounted for **64% (22 911)** of total sales



Light Commercial Vehicle sales accounted for **30% (10 879)** of total sales

Year to date vehicle sales in South Africa is **up 28,3%** when compared to the same period last year.
(Skewed by the nearly zero sales in April 2020)

Year to date Vehicle Sales in South Africa



TOP 5 SELLING BRANDS

- | | | |
|--------------------------|---------------------------|--------------------------|
| 1 Toyota
8 810 | 3 Hyundai
2 632 | 5 Suzuki
2 244 |
| 2 VW
6 017 | 4 Ford
2 471 | |

TOP 5 EXPORTS

- | | | |
|---------------------------------|------------------------|--------------------------|
| 1 VW
6 783 | 3 Ford
5 954 | 5 Toyota
2 795 |
| 2 Mercedes-Benz
6 205 | 4 BMW
4 200 | |

There were **26 522** vehicles exported in *April 2021*. This is **25 621** more than the same month last year.