




New Vehicle Sales and Exports September 2022



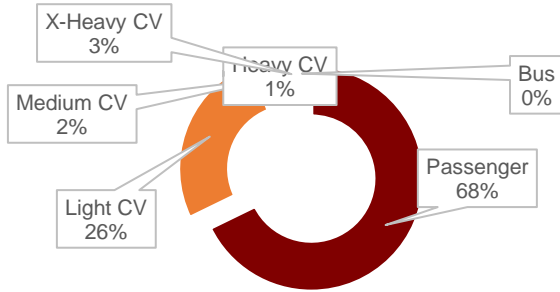
There were **47 786** vehicles sold in **September 2022**



That's **10.8%** more than **September 2021**

The **47 786** vehicles sold in **September 2022** is **440 more than** the prior month and **4 639 more than** the same month last year.

Total Vehicle Sales by Category



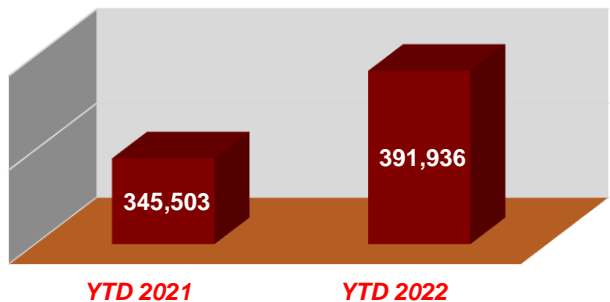
Passenger vehicle sales accounted for **68% (32 392)** of total sales



Light Commercial Vehicle sales accounted for **28% (12 573)** of total sales

Year to date vehicle sales in South Africa are **up 13,4%** when compared to the same period last year.

Year to date Vehicle Sales in South Africa



TOP 5 SELLING BRANDS

- | | | |
|----------------------------------|----------------------------------|---------------------------------|
| 1 Toyota
12 059 | 3 Suzuki
4 355 | 5 Nissan
2 649 |
| 2 VW
6 750 | 4 Hyundai
3 146 | |

TOP 5 EXPORTS

- | | | |
|-------------------------------|---------------------------------|--|
| 1 Ford
9 829 | 3 Toyota
7 264 | 5 Mercedes Benz
6 501 |
| 2 VW
9 656 | 4 BMW
7 014 | |

There were **41 474** vehicles exported in **September 2022**. This is **21 199 more than** the same month last year.