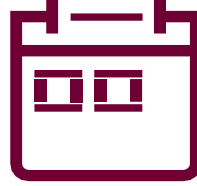




New Vehicle Sales and Exports October 2022



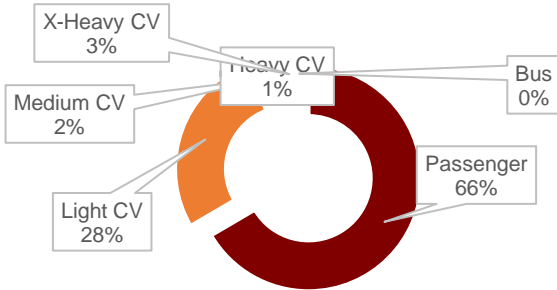
There were **45 966** vehicles sold in **October 2022**



That's **11.4%** more than **October 2021**

The **45 966** vehicles sold in **October 2022** is **2018** less than the prior month and **4 715** more than the same month last year.

Total Vehicle Sales by Category



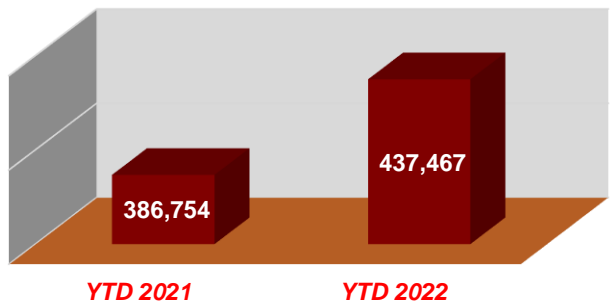
Passenger vehicle sales accounted for **66% (30 597)** of total sales



Light Commercial Vehicle sales accounted for **28% (12 738)** of total sales

Year to date vehicle sales in South Africa are **up 13,1%** when compared to the same period last year.

Year to date Vehicle Sales in South Africa



TOP 5 SELLING BRANDS

- | | | |
|----------------------------------|---------------------------------|----------------------------------|
| 1 Toyota
12 574 | 3 Suzuki
4 112 | 5 Hyundai
2 703 |
| 2 VW
4 904 | 4 Nissan
3 011 | |

TOP 5 EXPORTS

- | | | |
|----------------------------------------|---------------------------------|------------------------------|
| 1 Mercedes Benz
8 075 | 3 VW
5 331 | 5 BMW
4 400 |
| 2 Ford
6 312 | 4 Toyota
4 499 | |

There were **29 508** vehicles exported in **October 2022**. This is **4 101** more than the same month last year.