




# New Vehicle Sales and Exports November 2022



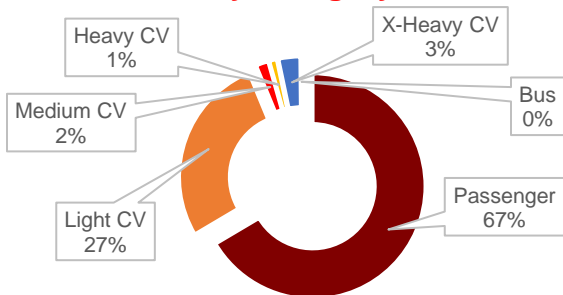
There were **49 413** vehicles sold in **November 2022**



That's **18.2%** more than **November 2021**

The **49 413** vehicles sold in **November 2022** is **3 432** more than the prior month and **7 618** more than the same month last year.

## Total Vehicle Sales by Category



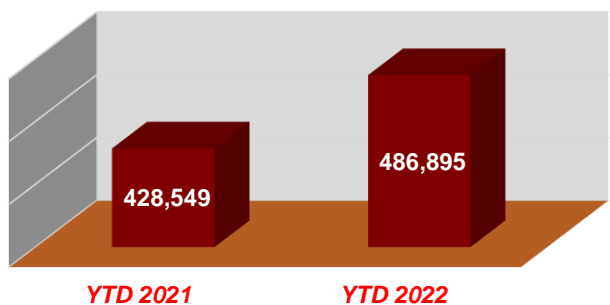
Passenger vehicle sales accounted for **67% (32 859)** of total sales



Light Commercial Vehicle sales accounted for **27% (13 477)** of total sales

Year to date vehicle sales in South Africa are **up 13,6%** when compared to the same period last year.

## Year to date Vehicle Sales in South Africa



## TOP 5 SELLING BRANDS

- |                                  |                                 |                                  |
|----------------------------------|---------------------------------|----------------------------------|
| <b>1</b> <b>Toyota</b><br>13 903 | <b>3</b> <b>Suzuki</b><br>4 287 | <b>5</b> <b>Hyundai</b><br>3 002 |
| <b>2</b> <b>VW</b><br>6 406      | <b>4</b> <b>Nissan</b><br>3 167 |                                  |

## TOP 5 EXPORTS

- |  |                                 |                               |
|--|---------------------------------|-------------------------------|
| <b>1</b> <b>VW</b><br>9 790            | <b>3</b> <b>Toyota</b><br>5 590 | <b>5</b> <b>Ford</b><br>4 299 |
| <b>2</b> <b>Mercedes Benz</b><br>8 691 | <b>4</b> <b>BMW</b><br>4 800    |                               |

There were **34 310** vehicles exported in **November 2022**. This is **13 479** more than the same month last year.