




New Vehicle Sales and Exports May 2023



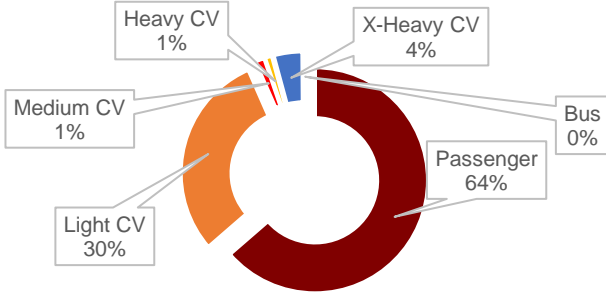
There were **43 060** vehicles sold in **May 2023**



That's **10.1% more** than **May 2022**

The **43 060** vehicles sold in **May 2023** is **5 822 more** than the prior month and **3 959 more** than the same month last year.

Total Vehicle Sales by Category



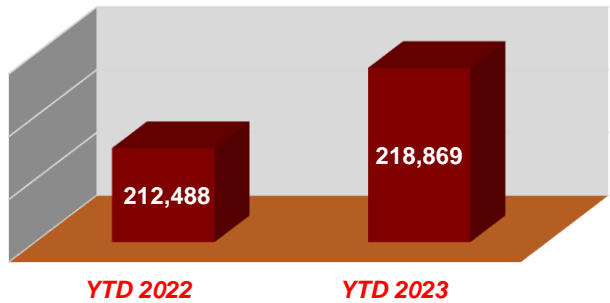
Passenger vehicle sales accounted for **64% (27 401)** of total sales



Light Commercial Vehicle sales accounted for **30% (12 825)** of total sales

Year to date vehicle sales in South Africa are **up 3.0%** when compared to the same period last year.

Year to date Vehicle Sales in South Africa



TOP 5 SELLING BRANDS

- | | | |
|----------------------------------|----------------------------------|-------------------------------|
| 1 Toyota
11 395 | 3 Suzuki
3 709 | 5 Ford
2 491 |
| 2 VW
5 259 | 4 Hyundai
2 745 | |

TOP 5 EXPORTS

- | | | |
|--|---------------------------------|------------------------------|
| 1 VW
7 855 | 3 Ford
6 274 | 5 BMW
3 300 |
| 2 Mercedes Benz
7 567 | 4 Toyota
5 531 | |

There were **146 985** vehicles exported in **May 2023**. This is **12 498 more** than the same month last year.