




# New Vehicle Sales and Exports March 2023



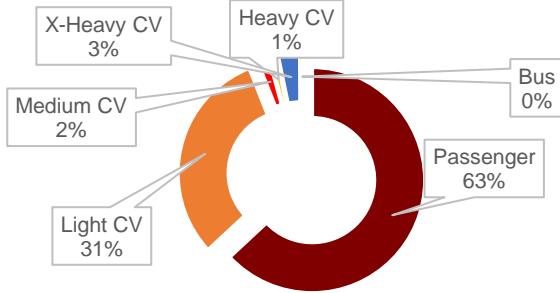
There were **50 157** vehicles sold in **March 2023**



That's **0.6%** less than **March 2022**

The **50 157** vehicles sold in **March 2023** is **4 959** more than the prior month and **308** less than the same month last year.

## Total Vehicle Sales by Category



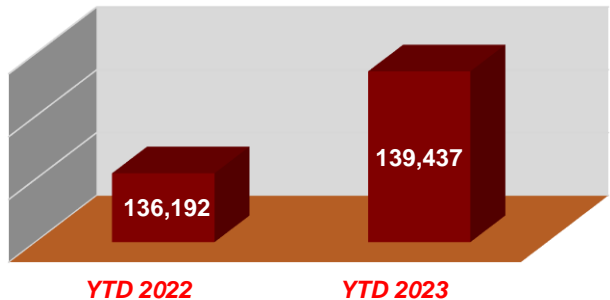
Passenger vehicle sales accounted for **63% (31 631)** of total sales



Light Commercial Vehicle sales accounted for **31% (15 529)** of total sales

Year to date vehicle sales in South Africa are **up 2.4%** when compared to the same period last year.

## Year to date Vehicle Sales in South Africa



## TOP 5 SELLING BRANDS

- |                                  |                                  |                                 |
|----------------------------------|----------------------------------|---------------------------------|
| <b>1</b> <b>Toyota</b><br>13 406 | <b>3</b> <b>Suzuki</b><br>3 734  | <b>5</b> <b>Nissan</b><br>3 012 |
| <b>2</b> <b>VW</b><br>6 139      | <b>4</b> <b>Hyundai</b><br>3 032 |                                 |

## TOP 5 EXPORTS

- |  |                               |                                 |
|--|-------------------------------|---------------------------------|
| <b>1</b> <b>VW</b><br>10 029           | <b>3</b> <b>BMW</b><br>5 988  | <b>5</b> <b>Toyota</b><br>3 804 |
| <b>2</b> <b>Mercedes Benz</b><br>7 075 | <b>4</b> <b>Ford</b><br>5 708 |                                 |

There were **84 774** vehicles exported in **March 2023**. This is **3 589** less than the same month last year.