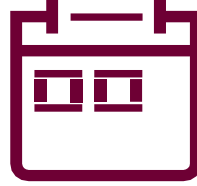




New Vehicle Sales and Exports June 2023



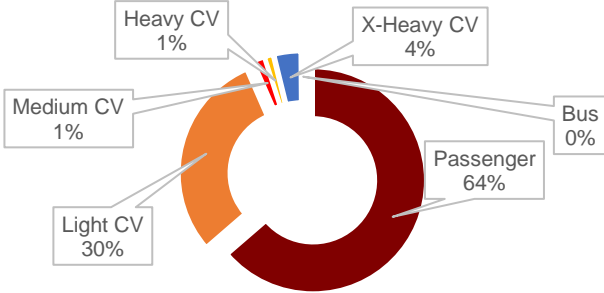
There were **46 810** vehicles sold in **June 2023**



That's **14.0% more** than **June 2022**

The **46 810** vehicles sold in **June 2023** is **3 605 more** than the prior month and **5 758 more** than the same month last year.

Total Vehicle Sales by Category



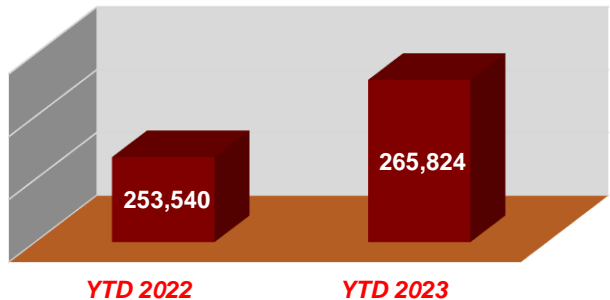
Passenger vehicle sales accounted for **64% (29 795)** of total sales



Light Commercial Vehicle sales accounted for **30% (13 945)** of total sales

Year to date vehicle sales in South Africa are **up 4.8%** when compared to the same period last year.

Year to date Vehicle Sales in South Africa



TOP 5 SELLING BRANDS

- | | | |
|----------------------------------|----------------------------------|-------------------------------|
| 1 Toyota
13 016 | 3 Suzuki
4 335 | 5 Ford
2 514 |
| 2 VW
5 578 | 4 Hyundai
2 645 | |

TOP 5 EXPORTS

- | | | |
|--|---------------------------------|-------------------------------|
| 1 Mercedes Benz
6 872 | 3 BMW
6 206 | 5 Ford
2 373 |
| 2 VW
6 837 | 4 Toyota
4 028 | |

There were **27 296** vehicles exported in **June 2023**. This is **3 920 less** than the same month last year.