




New Vehicle Sales and Exports July 2022



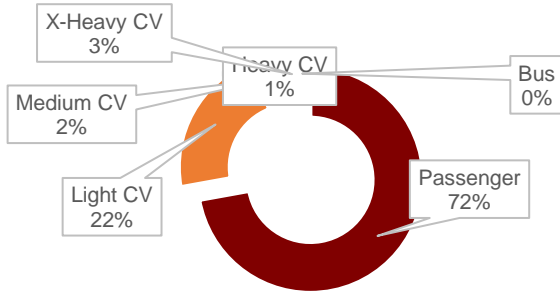
There were **43 593** vehicles sold in **July 2022**



That's **30.9% more** than **July 2021**

The **43 593** vehicles sold in **July 2022** is **2 541 more** than the prior month and **10 281 more** than the same month last year.

Total Vehicle Sales by Category



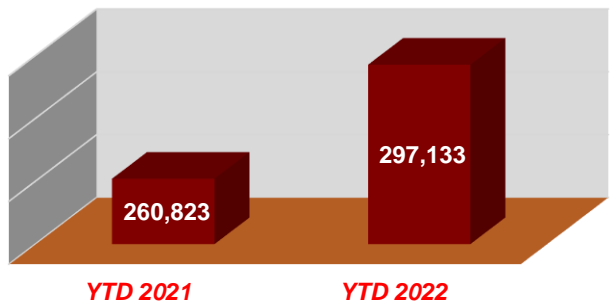
Passenger vehicle sales accounted for **72% (31 455)** of total sales



Light Commercial Vehicle sales accounted for **22% (9 547)** of total sales

Year to date vehicle sales in South Africa are **up 13,9%** when compared to the same period last year.

Year to date Vehicle Sales in South Africa



TOP 5 SELLING BRANDS

- | | | |
|---------------------------------|----------------------------------|---------------------------------|
| 1 Toyota
7 110 | 3 Suzuki
4 734 | 5 Nissan
2 625 |
| 2 VW
6 204 | 4 Hyundai
2 965 | |

TOP 5 EXPORTS

- | | | |
|--|-------------------------------|-------------------------------|
| 1 VW
11 526 | 3 Ford
6 613 | 5 Nissan
593 |
| 2 Mercedes Benz
8 147 | 4 BMW
3 700 | |

There were **31 242** vehicles exported in **July 2022**. This is **19 990 more** than the same month last year.