




New Vehicle Sales and Exports January 2023



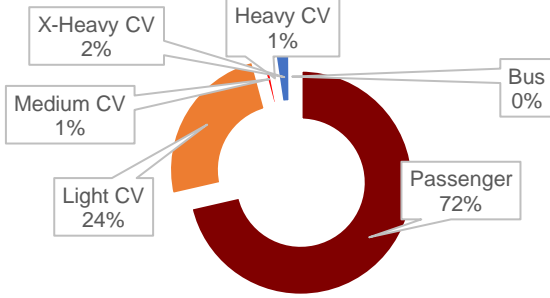
There were **43 509** vehicles sold in **January 2023**



That's **4.8%** more than **January 2022**

The **43 509** vehicles sold in **January 2023** is **1 786** more than the prior month and **2 006** more than the same month last year.

Total Vehicle Sales by Category



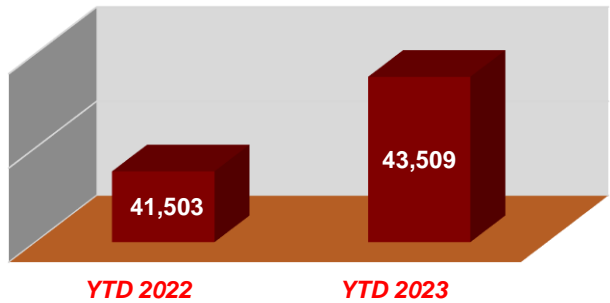
Passenger vehicle sales accounted for **72% (31 072)** of total sales



Light Commercial Vehicle sales accounted for **24% (10 622)** of total sales

Year to date vehicle sales in South Africa are **up 4,8%** when compared to the same period last year.

Year to date Vehicle Sales in South Africa



TOP 5 SELLING BRANDS

- | | | |
|----------------------------------|---------------------------------|----------------------------------|
| 1 Toyota
12 532 | 3 Suzuki
4 357 | 5 Hyundai
2 525 |
| 2 VW
5 081 | 4 Nissan
2 927 | |

TOP 5 EXPORTS

- | | | |
|---------------------------------|-------------------------------|--------------------------------------|
| 1 Toyota
7 352 | 3 BMW
4 700 | 5 Mercedes Benz
773 |
| 2 VW
5 315 | 4 Ford
1 682 | |

There were **20 536** vehicles exported in **January 2023**. This is **367** less than the same month last year.