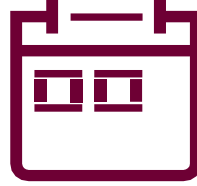




New Vehicle Sales and Exports February 2023



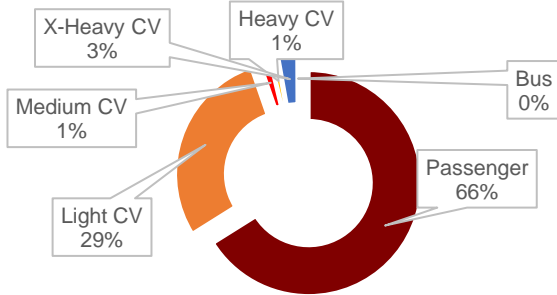
There were **45 352** vehicles sold in **February 2023**



That's **2.6%** more than **February 2022**

The **45 352** vehicles sold in **February 2023** is **1 270** more than the prior month and **1 128** more than the same month last year.

Total Vehicle Sales by Category



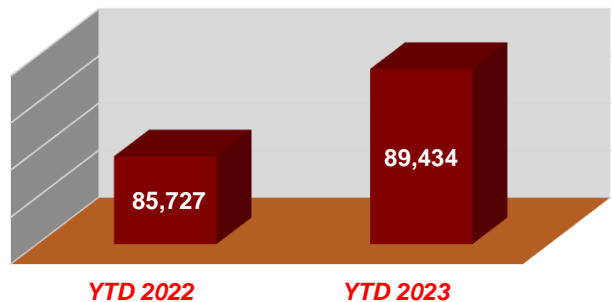
Passenger vehicle sales accounted for **66% (29 976)** of total sales



Light Commercial Vehicle sales accounted for **29% (12 972)** of total sales

Year to date vehicle sales in South Africa are **up 2.6%** when compared to the same period last year.

Year to date Vehicle Sales in South Africa



TOP 5 SELLING BRANDS

- | | | |
|----------------------------------|---------------------------------|----------------------------------|
| 1 Toyota
11 560 | 3 Suzuki
4 309 | 5 Hyundai
2 715 |
| 2 VW
5 288 | 4 Nissan
3 172 | |

TOP 5 EXPORTS

- | | | |
|--|---------------------------------|-------------------------------|
| 1 VW
7 778 | 3 Toyota
5 353 | 5 Ford
3 923 |
| 2 Mercedes Benz
6 892 | 4 BMW
5 300 | |

There were **50 837** vehicles exported in **February 2023**. This is **4 418** less than the same month last year.