




# New Vehicle Sales and Exports August 2023



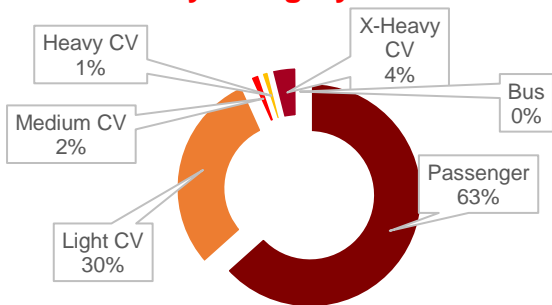
There were **45 679** vehicles sold in **August 2023**



That's **3,1% less** than **August 2022**

The **45 679** vehicles sold in **August 2023** is **2,104 more** than the prior month and **1,476 less** than the same month last year.

## Total Vehicle Sales by Category



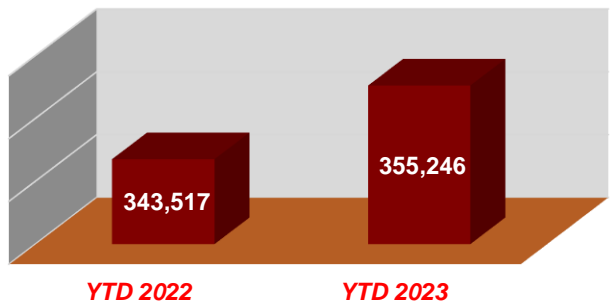
Passenger vehicle sales accounted for **63% (28 951)** of total sales



Light Commercial Vehicle sales accounted for **30% (13 652)** of total sales

Year to date vehicle sales in South Africa is **up 3,4%** when compared to the same period last year.

## Year to date Vehicle Sales in South Africa



## TOP 5 SELLING BRANDS

- |                                  |                                 |                                  |
|----------------------------------|---------------------------------|----------------------------------|
| <b>1</b> <b>Toyota</b><br>12 233 | <b>3</b> <b>Suzuki</b><br>4 332 | <b>5</b> <b>Hyundai</b><br>2 637 |
| <b>2</b> <b>VW</b><br>5 972      | <b>4</b> <b>Ford</b><br>2 724   |                                  |

## TOP 5 EXPORTS

- |  |                                 |                              |
|--|---------------------------------|------------------------------|
| <b>1</b> <b>VW</b><br>11 183           | <b>3</b> <b>Toyota</b><br>7 417 | <b>5</b> <b>BMW</b><br>4 800 |
| <b>2</b> <b>Mercedes-Benz</b><br>9 728 | <b>4</b> <b>Ford</b><br>7 166   |                              |

There were **41 462** vehicles exported in **August 2023**. This is **10 405 more** than the same month last year.