




# New Vehicle Sales and Exports April 2023



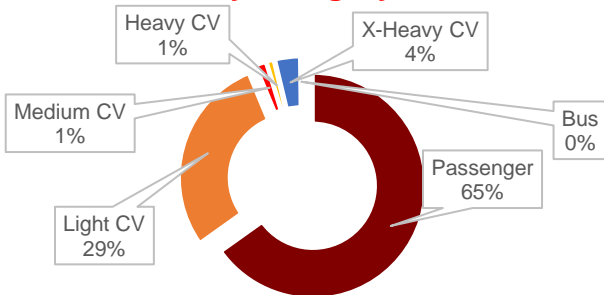
There were **37 107** vehicles sold in **April 2023**



That's **0.2% less** than **April 2022**

The **37 107** vehicles sold in **April 2023** is **12 886 less** than the prior month and **88 less** than the same month last year.

## Total Vehicle Sales by Category



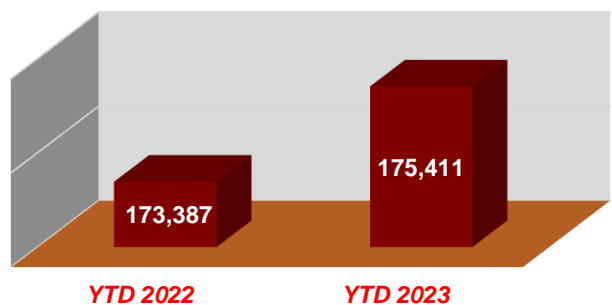
Passenger vehicle sales accounted for **65% (24 174)** of total sales



Light Commercial Vehicle sales accounted for **29% (10 611)** of total sales

Year to date vehicle sales in South Africa are **up 1.2%** when compared to the same period last year.

## Year to date Vehicle Sales in South Africa



## TOP 5 SELLING BRANDS

- |                                 |                                 |                                  |
|---------------------------------|---------------------------------|----------------------------------|
| <b>1</b> <b>Toyota</b><br>9 423 | <b>3</b> <b>Suzuki</b><br>3 620 | <b>5</b> <b>Hyundai</b><br>2 371 |
| <b>2</b> <b>VW</b><br>4 644     | <b>4</b> <b>Ford</b><br>2 804   |                                  |

## TOP 5 EXPORTS

- |                                 |                                        |                               |
|---------------------------------|----------------------------------------|-------------------------------|
| <b>1</b> <b>VW</b><br>8 257     | <b>3</b> <b>Mercedes Benz</b><br>6 515 | <b>5</b> <b>Ford</b><br>2 951 |
| <b>2</b> <b>Toyota</b><br>7 540 | <b>4</b> <b>BMW</b><br>4 400           |                               |

There were **115 567** vehicles exported in **April 2023**. This is **87 more** than the same month last year.