

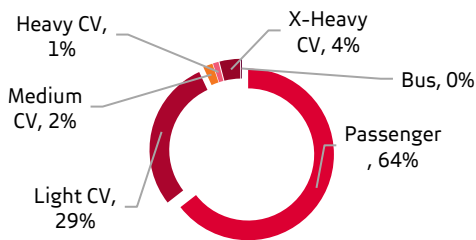


Sales and Exports

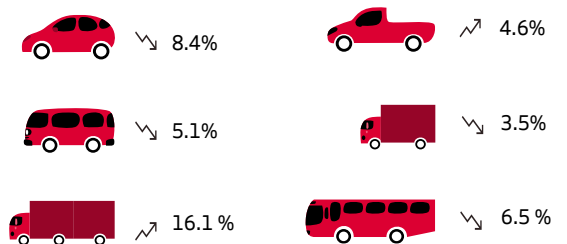
46 021
vehicles sold in September 2023

- ↘ **4,1 % less** than September 2022
- ↘ **1,963 less** than the same month last year
- ↗ **294 more** than the prior month

Total Vehicle Sales by Category



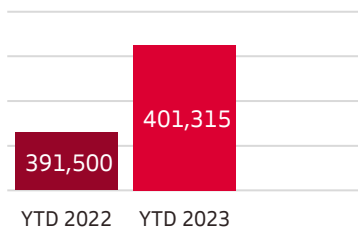
Movement year on year



Passenger vehicles sales accounted for **64% (29 669)** of total sales

Light Commercial Vehicle sales accounted for **29% (13 169)** of total sales

Year to date Vehicle Sales in South Africa



Year to date vehicle sales in South Africa is **up 2.5%** when compared to the same period last year.

Top 5 Selling Brands

- 1** **Toyota**
12 704
- 2** **VW**
6 316
- 3** **Suzuki**
4 478
- 4** **Ford**
2 807
- 5** **Hyundai**
2 665

Top 5 Exports

- 1** **VW**
11 402
- 2** **BMW**
6 230
- 3** **Toyota**
6 025
- 4** **Mercedes-Benz**
5 905
- 5** **Ford**
5 536

There were **36 247** vehicles exported in September, **5217 less** than the same month last year.