




# New Vehicle Sales and Exports November 2021



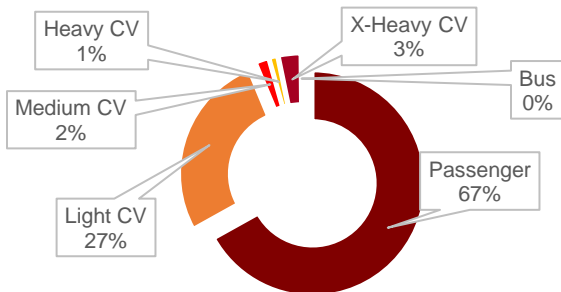
There were **41 588** vehicles sold in **November 2021**



That's **6,6%** more than **November 2020**

The **41 588** vehicles sold in **November 2021** is **547** more than the prior month and **2 573** more than the same month last year.

## Total Vehicle Sales by Category



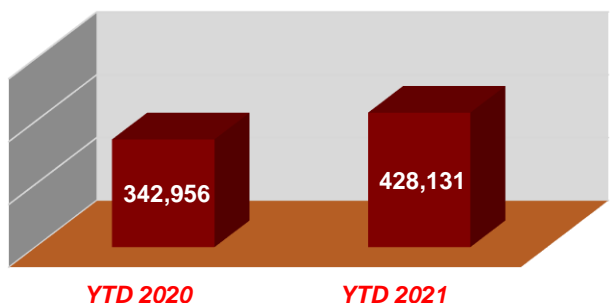
Passenger vehicle sales accounted for **67% (27 828)** of total sales



Light Commercial Vehicle sales accounted for **27% (11 156)** of total sales

Year to date vehicle sales in South Africa is **up 24,8%** when compared to the same period last year.

## Year to date Vehicle Sales in South Africa



## TOP 5 SELLING BRANDS

- |                                  |                                  |                                 |
|----------------------------------|----------------------------------|---------------------------------|
| <b>1</b> <b>Toyota</b><br>11 892 | <b>3</b> <b>Suzuki</b><br>3 082  | <b>5</b> <b>Nissan</b><br>2 328 |
| <b>2</b> <b>VW</b><br>5 498      | <b>4</b> <b>Hyundai</b><br>2 869 |                                 |

## TOP 5 EXPORTS

- |                                 |                               |  |
|---------------------------------|-------------------------------|--|
| <b>1</b> <b>BMW</b><br>4 500    | <b>3</b> <b>Ford</b><br>3 573 | <b>5</b> <b>Mercedes-Benz</b><br>2 804 |
| <b>2</b> <b>Toyota</b><br>4 222 | <b>4</b> <b>VW</b><br>3 197   |  |

There were **19 548** vehicles exported in **November 2021**. This is **14 277** less than the same month last year.