




New Vehicle Sales and Exports December 2021



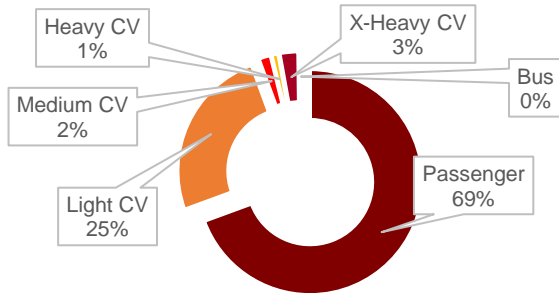
There were **35 948** vehicles sold in **December 2021**



That's **3,5% less** than **December 2020**

The **35 948** vehicles sold in **December 2021** is **5682 less** than the prior month and **1 302 less** than the same month last year.

Total Vehicle Sales by Category



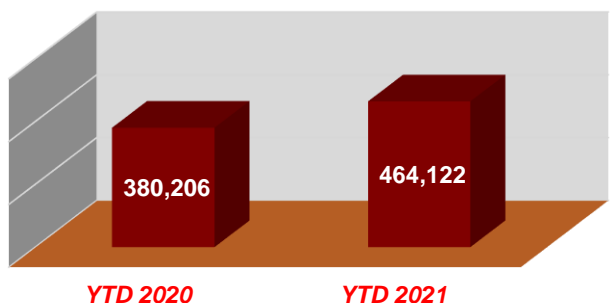
Passenger vehicle sales accounted for **69% (24 949)** of total sales



Light Commercial Vehicle sales accounted for **25% (8 990)** of total sales

Year to date vehicle sales in South Africa is **up 22,1%** when compared to the same period last year.

Year to date Vehicle Sales in South Africa



TOP 5 SELLING BRANDS

- | | | |
|---------------------------------|----------------------------------|-------------------------------|
| 1 Toyota
9 580 | 3 Hyundai
2 892 | 5 Ford
2 181 |
| 2 VW
5 131 | 4 Nissan
2 417 | |

TOP 5 EXPORTS

- | | | |
|---------------------------------|--|------------------------------|
| 1 Toyota
5 968 | 3 Mercedes-Benz
3 621 | 5 BMW
2 622 |
| 2 Ford
5 117 | 4 VW
3 293 | |

There were **21 430** vehicles exported in **December 2021**. This is **3 487 more** than the same month last year.