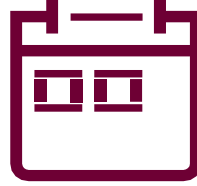




# New Vehicle Sales and Exports May 2022



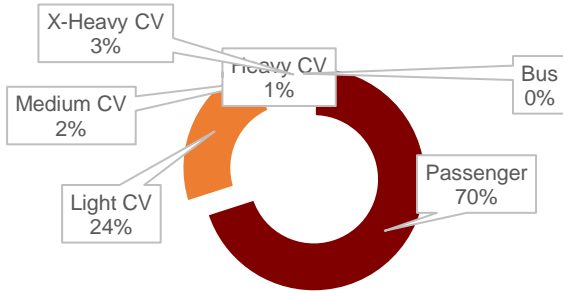
There were **39 177** vehicles sold in **May 2022**



That's **2,1% more than May 2021**

The **39 177** vehicles sold in **May 2022** is **2 009 more than** the prior month and **819 more than** the same month last year.

## Total Vehicle Sales by Category



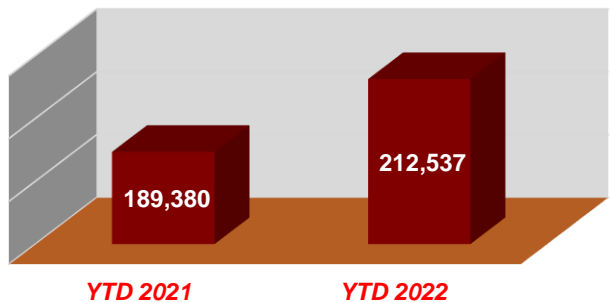
Passenger vehicle sales accounted for **70% (27 437)** of total sales



Light Commercial Vehicle sales accounted for **24% (9 221)** of total sales

Year to date vehicle sales in South Africa are **up 12,2%** when compared to the same period last year.

## Year to date Vehicle Sales in South Africa



## TOP 5 SELLING BRANDS

- |                                 |                                  |                               |
|---------------------------------|----------------------------------|-------------------------------|
| <b>1</b> <b>Toyota</b><br>6 664 | <b>3</b> <b>Suzuki</b><br>4 331  | <b>5</b> <b>Ford</b><br>2 447 |
| <b>2</b> <b>VW</b><br>4 778     | <b>4</b> <b>Hyundai</b><br>3 039 |                               |

## TOP 5 EXPORTS

- |  |                               |   |
|--|-------------------------------|---|
| <b>1</b> <b>Mercedes Benz</b><br>6 647 | <b>3</b> <b>BMW</b><br>5 900  | <b>5</b> <b>Isuzu &amp; Nissan</b><br>523 |
| <b>2</b> <b>VW</b><br>6 526            | <b>4</b> <b>Ford</b><br>5 376 |   |

There were **25 786** vehicles exported in **May 2022**. This is **11 013 less than** the same month last year.