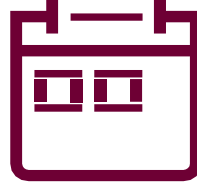




New Vehicle Sales and Exports March 2022



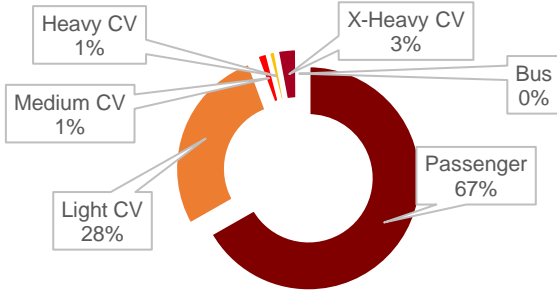
There were **50 607** vehicles sold in *March 2022*



That's **16,5% more** than *March 2021*

The **50 607** vehicles sold in *March 2022* is **6 479 more** than the prior month and **7 184 more** than the same month last year.

Total Vehicle Sales by Category



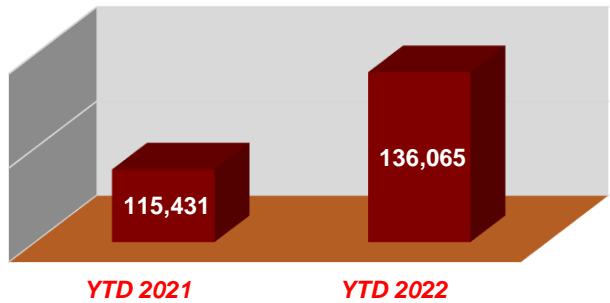
Passenger vehicle sales accounted for **67% (33 790)** of total sales



Light Commercial Vehicle sales accounted for **28% (13 975)** of total sales

Year to date vehicle sales in South Africa are **up 17,9%** when compared to the same period last year.

Year to date Vehicle Sales in South Africa



TOP 5 SELLING BRANDS

- | | | |
|----------------------------------|----------------------------------|---------------------------------|
| 1 Toyota
15 008 | 3 Hyundai
3 816 | 5 Nissan
3 132 |
| 2 VW
6 433 | 4 Suzuki
3 347 | |

TOP 5 EXPORTS

- | | | |
|------------------------------|--|-------------------------------|
| 1 VW
9 236 | 3 Toyota
6 837 | 5 Ford
3 678 |
| 2 BMW
6 852 | 4 Mercedes Benz
6 328 | |

There were **34 285** vehicles exported in *March 2022*. This is **4 861 less** than the same month last year.