




New Vehicle Sales and Exports January 2022



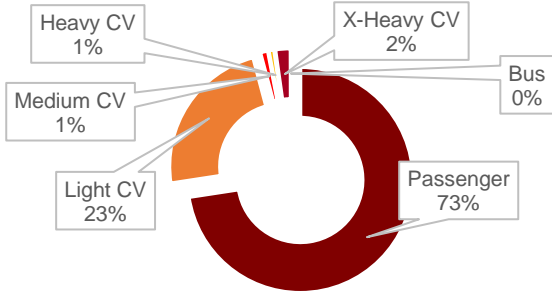
There were **41 382** vehicles sold in **January 2022**



That's **19,5%** more than **January 2021**

The **41 382** vehicles sold in **January 2022** is **5 438** more than the prior month and **6 743** more than the same month last year.

Total Vehicle Sales by Category



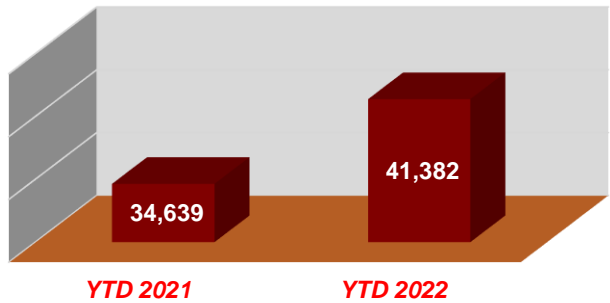
Passenger vehicle sales accounted for **73% (30 037)** of total sales



Light Commercial Vehicle sales accounted for **23% (9 629)** of total sales

Year to date vehicle sales in South Africa is **up 19,5%** when compared to the same period last year.

Year to date Vehicle Sales in South Africa



TOP 5 SELLING BRANDS

- | | | |
|----------------------------------|----------------------------------|--------------------------------|
| 1 Toyota
12 480 | 3 Suzuki
3 232 | 5 Haval
2 442 |
| 2 VW
5 393 | 4 Hyundai
2 668 | |

TOP 5 EXPORTS

- | | | |
|---------------------------------|-------------------------------|--|
| 1 Toyota
5 516 | 3 BMW
4 000 | 5 Mercedes-Benz
1 933 |
| 2 VW
4 174 | 4 Ford
2 391 | |

There were **19 089** vehicles exported in **January 2022**. This is **1 962** less than the same month last year.