




New Vehicle Sales and Exports February 2022



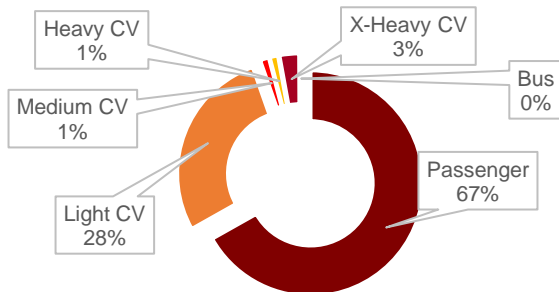
There were **44 229** vehicles sold in **February 2022**



That's **18,4%** more than **February 2021**

The **44 229** vehicles sold in **February 2022** is **2 899** more than the prior month and **6 860** more than the same month last year.

Total Vehicle Sales by Category



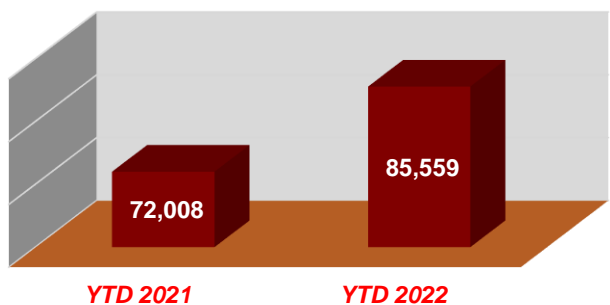
Passenger vehicle sales accounted for **67% (29 563)** of total sales



Light Commercial Vehicle sales accounted for **28% (12 290)** of total sales

Year to date vehicle sales in South Africa are **up 18,8%** when compared to the same period last year.

Year to date Vehicle Sales in South Africa



TOP 5 SELLING BRANDS

- | | | |
|----------------------------------|----------------------------------|---------------------------------|
| 1 Toyota
13 458 | 3 Suzuki
3 240 | 5 Nissan
2 126 |
| 2 VW
6 153 | 4 Hyundai
3 017 | |

TOP 5 EXPORTS

- | | | |
|--|---------------------------------|------------------------------|
| 1 Mercedes-Benz
9 092 | 3 Toyota
5 101 | 5 BMW
4 400 |
| 2 VW
8 448 | 4 Ford
4 736 | |

There were **32 867** vehicles exported in **February 2022**. This is **3 590** more than the same month last year.