




# New Vehicle Sales and Exports April 2022



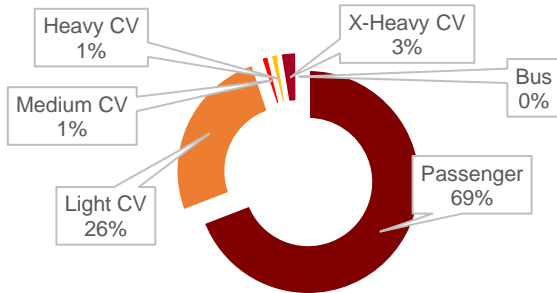
There were **37 107** vehicles sold in **April 2022**



That's **4,3%** more than **April 2021**

The **37 107** vehicles sold in **April 2022** is **13 358 less than** the prior month and **1 516 more than** the same month last year.

## Total Vehicle Sales by Category



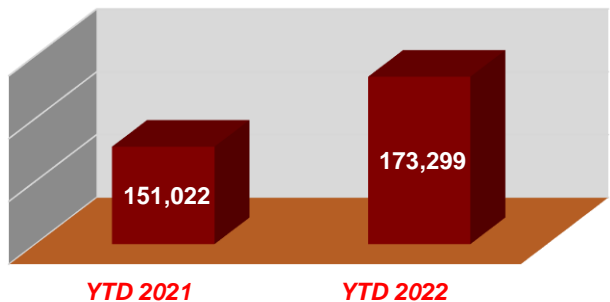
Passenger vehicle sales accounted for **69% (25 653)** of total sales



Light Commercial Vehicle sales accounted for **26% (9 558)** of total sales

Year to date vehicle sales in South Africa are **up 14,8%** when compared to the same period last year.

## Year to date Vehicle Sales in South Africa



## TOP 5 SELLING BRANDS

- |                                 |                                  |                                  |
|---------------------------------|----------------------------------|----------------------------------|
| <b>1</b> <b>Toyota</b><br>8 952 | <b>3</b> <b>Suzuki</b><br>3 696  | <b>5</b> <b>Renault</b><br>2 400 |
| <b>2</b> <b>VW</b><br>5 084     | <b>4</b> <b>Hyundai</b><br>2 847 |                                  |

## TOP 5 EXPORTS

- |  |                               |                                 |
|--|-------------------------------|---------------------------------|
| <b>1</b> <b>VW</b><br>8 349            | <b>3</b> <b>BMW</b><br>5 800  | <b>5</b> <b>Toyota</b><br>3 629 |
| <b>2</b> <b>Mercedes Benz</b><br>7 047 | <b>4</b> <b>Ford</b><br>5 063 |                                 |

There were **30 788** vehicles exported in **April 2022**. This is **4 248 more than** the same month last year.