

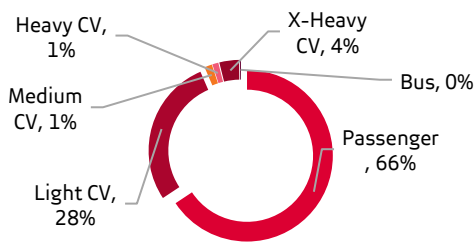


Sales and Exports

37 105
vehicles sold in May 2024

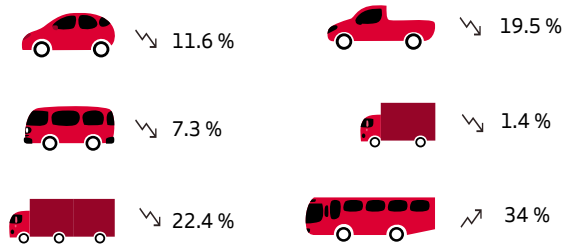
- 14.2% less than May 2023
- 6 137 less than the same month last year
- 957 less than the prior month

Total Vehicle Sales by Category

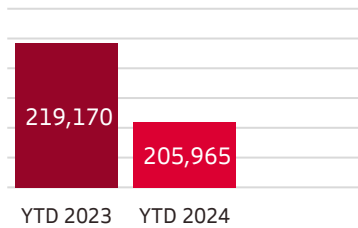


Passenger vehicles sales accounted for **66% (24 367)** of total sales
 Light Commercial Vehicle sales accounted for **28% (10 334)** of total sales

Movement year on year



Year to date Vehicle Sales in South Africa



Year to date vehicle sales in South Africa is **down 6%** when compared to the same period last year.

Top 5 Selling Brands

- Toyota**
8 795
- VW**
4 939
- Suzuki**
4 101
- Ford**
2 860
- Hyundai**
2 185

Top 5 Exports

- Mercedes-Benz**
7 500
- Ford**
6 246
- BMW**
4 300
- VW**
2 912
- Toyota**
2 447

There were **24 235** vehicles exported in May, **5 712 units less** than the same month last year.