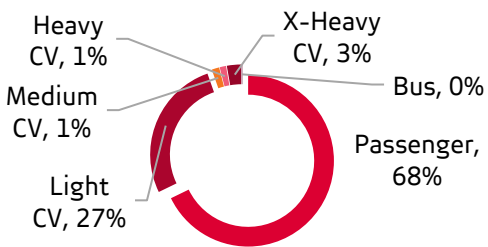




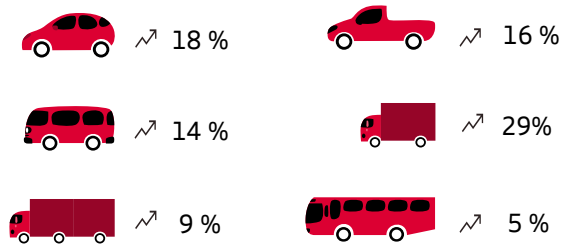
58 060
Vehicles sold in March 2026

- ↗ **17.3 % more** than March 2025
- ↗ **8 560 more** than March 2025
- ↗ **4 677 more** than February 2026

Total vehicle sales by category

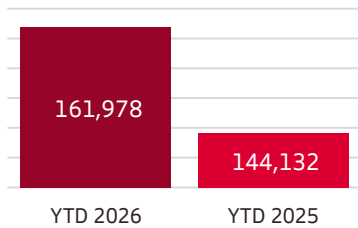


Movement year on year



Passenger vehicles sales accounted for **68% (39 370)** of total sales
 Light Commercial Vehicle sales accounted for **27% (15 557)** of total sales

Year to date Vehicle Sales in South Africa



Year to date vehicle sales in South Africa is **up 12.4 %** when compared to the same period last year.

Top 5 Selling Brands

- 1 Toyota**
13 323
- 2 VW**
5 574
- 3 Suzuki**
5 047
- 4 Isuzu**
3 513
- 5 Hyundai**
3 258

Top 5 Exports

- 1 VW**
12 308
- 2 BMW**
6 983
- 3 Toyota**
5 970
- 4 Mercedes-Benz**
5 400
- 5 Ford**
4 722

There were **37 388** vehicles exported in March, **2 111 units less** than the same month last year.