



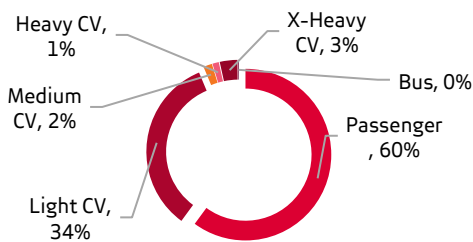
Sales and Exports

44 237

vehicles sold in March 2024

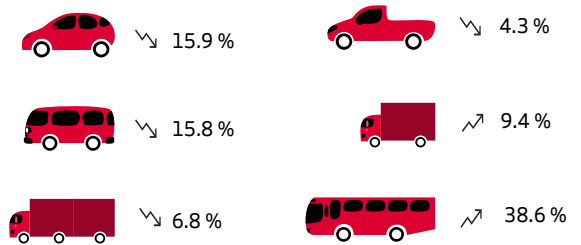
- ↘ **11.7 % less** than March 2023
- ↘ **5 877 less** than the same month last year
- ↘ **495 less** the prior month

Total Vehicle Sales by Category

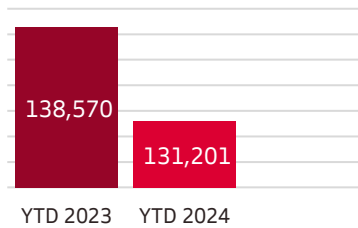


Passenger vehicles sales accounted for **60% (26 577)** of total sales
 Light Commercial Vehicle sales accounted for **34% (14 870)** of total sales

Movement year on year



Year to date Vehicle Sales in South Africa



Year to date vehicle sales in South Africa is **down 5.3 %** when compared to the same period last year.

Top 5 Selling Brands

- 1

Toyota
11 109
- 2

VW
5 219
- 3

Suzuki
4 335
- 4

Nissan
3 995
- 5

Isuzu
2 587

Top 5 Exports

- 1

Mercedes Benz
6 800
- 2

BMW
5 554
- 3

VW
4 579
- 4

Ford
3 610
- 5

Toyota
2 033

There were **24 161** vehicles exported in March, **8 957 less** than the same month last year.