




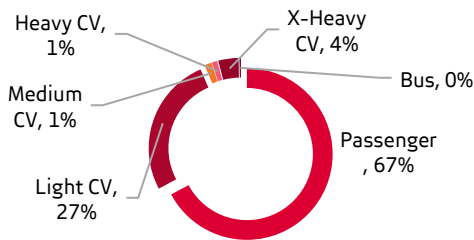
# Sales and Exports

**40 072**  
vehicles sold in June 2024

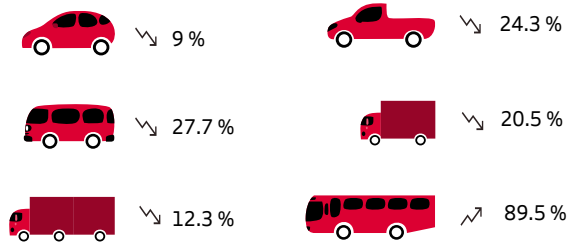


- ↘ **14% less** than June 2023
- ↘ **6 531 less** than the same month last year
- ↗ **2 952 more** than the prior month

## Total Vehicle Sales by Category

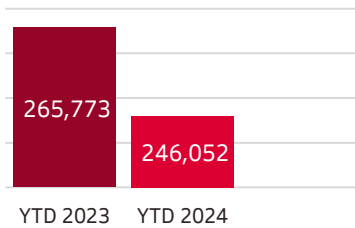


## Movement year on year



Passenger vehicles sales accounted for **67% (26 928)** of total sales  
 Light Commercial Vehicle sales accounted for **27% (10 552)** of total sales

## Year to date Vehicle Sales in South Africa



Year to date vehicle sales in South Africa is **down 7.4%** when compared to the same period last year.

## Top 5 Selling Brands

- 1** **Toyota**  
9 743
- 2** **VW**  
5 514
- 3** **Suzuki**  
4 297
- 4** **Ford**  
2 404
- 5** **Hyundai**  
2 367

## Top 5 Exports

- 1** **Mercedes-Benz**  
7 300
- 2** **Ford**  
6 722
- 3** **BMW**  
6 235
- 4** **Toyota**  
3 530
- 5** **VW**  
3 352

There were **28 306** vehicles exported in June, **977 units more** than the same month last year.