



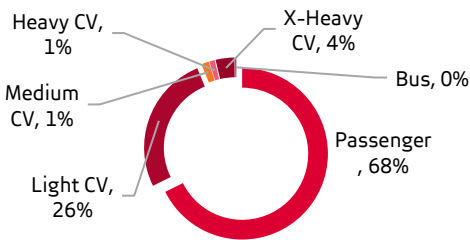
Sales and Exports

44 229
vehicles sold in July 2024



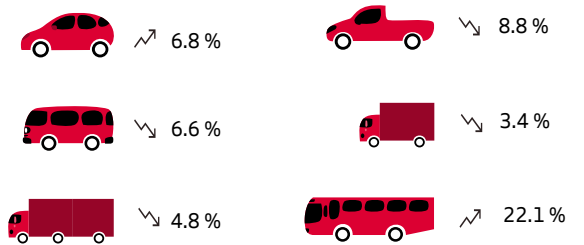
- ↑ **1.5% more** than July 2023
- ↑ **657 more** than the same month last year
- ↑ **4 356 more** than the prior month

Total Vehicle Sales by Category

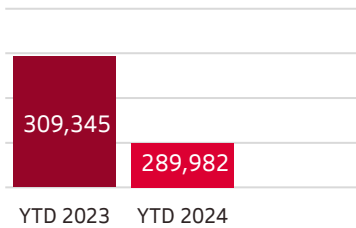


Passenger vehicles sales accounted for **68% (29 934)** of total sales
 Light Commercial Vehicle sales accounted for **26% (11 554)** of total sales

Movement year on year



Year to date Vehicle Sales in South Africa



Year to date vehicle sales in South Africa is **down 6.3%** when compared to the same period last year.

Top 5 Selling Brands

- 1** **Toyota**
11 131
- 2** **VW**
6 178
- 3** **Suzuki**
4 816
- 4** **Ford**
2 901
- 5** **Hyundai**
2 699

Top 5 Exports

- 1** **Mercedes-Benz**
7 400
- 2** **BMW**
6 300
- 3** **Ford**
5 440
- 4** **VW**
3 735
- 5** **Toyota**
1 706

There were **25 461** vehicles exported in July, **12 671 units less** than the same month last year.