



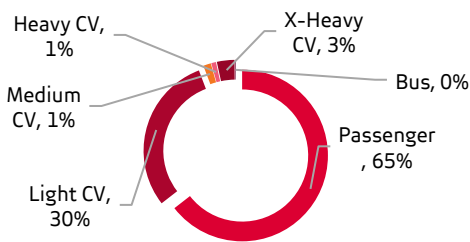
Sales and Exports

44 749

vehicles sold in February 2024

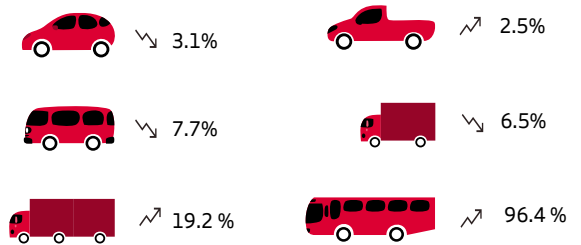
- ↘ **0.9% less** than February 2023
- ↘ **413 less** than the same month last year
- ↗ **2 534 more** the prior month

Total Vehicle Sales by Category

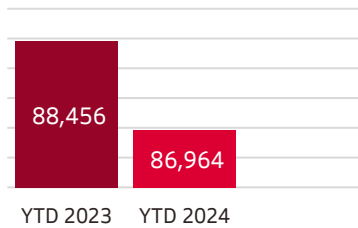


Passenger vehicles sales accounted for **65% (28 857)** of total sales
 Light Commercial Vehicle sales accounted for **30% (13 306)** of total sales

Movement year on year



Year to date Vehicle Sales in South Africa



Year to date vehicle sales in South Africa is **down 1.7%** when compared to the same period last year.

Top 5 Selling Brands

- 1
Toyota
11 524
- 2
VW
5 333
- 3
Suzuki
5 221
- 4
Nissan
2 739
- 5
Ford
2 732

Top 5 Exports

- 1
VW
12 715
- 2
Mercedes-Benz
7 782
- 3
Ford
6 440
- 4
Toyota
6 022
- 5
BMW
5 500

There were **39 517** vehicles exported in February, **8 526 more** than the same month last year.