

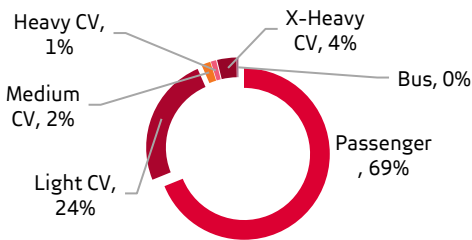


Sales and Exports

43 588
vehicles sold in August 2024

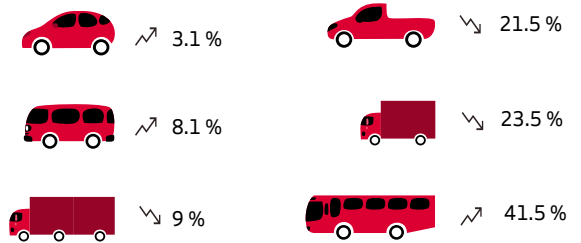
- ↘ **4.9% less** than August 2023
- ↘ **2 266 less** than the same month last year
- ↘ **737 less** than the prior month

Total Vehicle Sales by Category

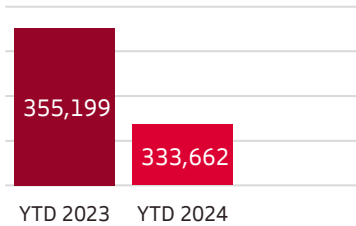


Passenger vehicles sales accounted for **69% (30 022)** of total sales
 Light Commercial Vehicle sales accounted for **24% (10 709)** of total sales

Movement year on year



Year to date Vehicle Sales in South Africa



Year to date vehicle sales in South Africa is **down 6.1%** when compared to the same period last year.

Top 5 Selling Brands

- 1** **Toyota**
10 656
- 2** **VW**
5 645
- 3** **Suzuki**
5 131
- 4** **Ford**
2 960
- 5** **Hyundai**
2 721

Top 5 Exports

- 1** **Ford**
8 123
- 2** **Mercedes-Benz**
7 600
- 3** **BMW**
6 400
- 4** **VW**
2 910
- 5** **Toyota**
1 701

There were **28 073** vehicles exported in August, **14 658 units less** than the same month last year.