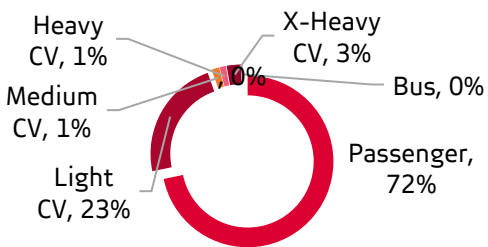




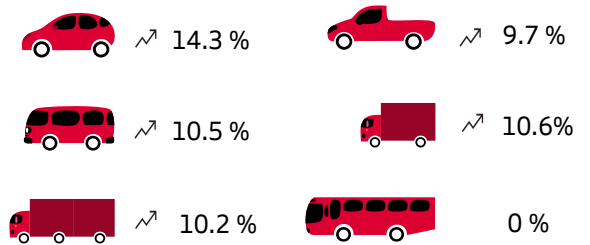
47 979
Vehicles sold in April 2026

- ↗ **13 % more** than April 2025
- ↗ **5 512 more** than April 2025
- ↘ **10 085 less** than March 2026

Total vehicle sales by category

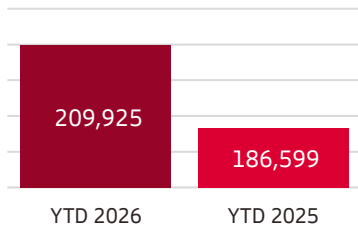


Movement year on year



Passenger vehicles sales accounted for **72% (34 414)** of total sales
 Light Commercial Vehicle sales accounted for **23% (10 966)** of total sales

Year to date Vehicle Sales in South Africa



Year to date vehicle sales in South Africa is **up 12.5 %** when compared to the same period last year.

Top 5 Selling Brands

- 1 Toyota**
10 188
- 2 Suzuki**
5 363
- 3 VW**
4 814
- 4 Hyundai**
2 857
- 5 Ford**
2 702

Top 5 Exports

- 1 VW**
10 512
- 2 BMW**
6 100
- 3 Mercedes-Benz**
5 500
- 4 Ford**
4 183
- 5 Toyota**
3 443

There were **30 939** vehicles exported in April, **1 290 units less** than the same month last year.